



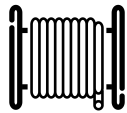
WING STYLE SERIES

The **Wing Style Series Rugged Wing Nut** provides reliable service wherever a coupling is required to connect under pressure with minimum spillage and air inclusion.

Category: [Threaded Poppet Couplers](#) Tags: [Coiled tubing](#), [Die Casting](#), [Mobile](#), [Oil & Gas](#), [Snow & Ice](#)

Speak to a Specialist:
[847-956-9720](tel:847-956-9720) or [Via Email](#)

Related Industries




Coiled tubing



Die Casting



Mobile



Oil & Gas



Snow & Ice

Description

Wing Style Interchange


FEATURES

Size range: 3/4" thru 1 1/2" Port options: NPT
 Interchanges with Parker 6100, Aeroquip 5100
 Threaded sleeve allows connection/disconnection under pressure Seals: Nitrile
 Coupler and nipple: brass material Wing: cast steel

APPLICATIONS

Any instance requiring a connect-under-pressure coupling with minimum spillage and air inclusion
 Oil and gas, mobile construction, industrial

Pressure Drop



NOMINAL SIZE	RATED FLOW AT 50 PSI PRESSURE DROP	BURST PRESSURE	MAX WORKING PRESSURE	
inch	gpm	psi	bar	psi
3/4	35	9000	207	3000
1	55	9000	207	3000
1 1/4	80	8250	190	2750
1 1/2	110	7500	172	2500

W NPT Thread Wing Style Thread to Connect

PART	BODY SIZE	PORT SIZE	THREAD TYPE	ORDER CODE	DESCRIPTION
NIPPLE	3/4	5/8	JIC EXT.	100610010	N51WS-12-08 JIC

COUPLER	3/4	1/2	NPT	100610008	C51WS-12-08 NPT
NIPPLE	3/4	1/2	NPT	100610108	N51WS-12-08 NPT
COUPLER	3/4	3/4	NPT	100610012	C51WS-12-12 NPT
NIPPLE	3/4	3/4	NPT	100610112	N51WS-12-12 NPT
COUPLER	1	1	NPT	100610016	C51WS-16-16 NPT
NIPPLE	1	1	NPT	100610116	N51WS-16-16 NPT
COUPLER	1 1/4	1 1/4	NPT	100610020	C51WS-20-20 NPT
NIPPLE	1 1/4	1 1/4	NPT	100610120	N51WS-20-20 NPT
COUPLER	1 1/2	1 1/2	NPT	100610024	C51WS-24-24 NPT
NIPPLE	1 1/2	1 1/2	NPT	100610124	N51WS-24-24 NPT

Wing Style Series Accessories Protective Caps

DESCRIPTION	ORDER CODE	CAP FOR COUPLER
F. CAP 6WDP-B	200610012	100610012
M. CAP W6DC-B	200610112	100610112
F. CAP 8WDP-B	200610016	100610016
M. CAP W8DC-B	200610116	100610116
F. CAP 10WDP-B	200610020	100610020
M. CAP W10DC-B	200610120	100610120
F. CAP 12WDP-B	200610024	100610024
M. CAP W12DC-B	200610124	100610124

Additional information

Body Size	1/2", 3/4", 1", 1 1/4", 1 1/2"
Material	Brass
Port Options	NPT
Port Size	1/2", 3/4", 1", 1 1/4", 1 1/2"
Valve Style	Poppet
Working Pressure	Up to 5000

Related products



[Read more](#)

VEPHD SERIES

Product Body Size [1/4"](#), [3/8"](#), [1/2"](#), [3/4"](#), [1"](#), [1 1/4"](#), [1 1/2"](#)

Product Material [Carbon](#)

Product Port Options [Flange](#), [NPT](#), [SAE](#)

Product Port Size [1/4"](#), [3/8"](#), [1/2"](#), [3/4"](#), [1"](#), [1 1/4"](#), [1 1/2"](#)

Product Valve Style [Flat Face](#)

Product Working Pressure [5000-9000](#)



[Read more](#)

BIR SERIES

Product Body Size [1/4"](#), [3/8"](#), [1/2"](#), [3/4"](#), [1"](#), [1 1/4"](#), [1 1/2"](#), [2"](#)

Product Material [Carbon](#)

Product Port Options [BSP](#), [NPT](#), [SAE](#)

Product Port Size [1/4"](#), [3/8"](#), [1/2"](#), [3/4"](#), [1"](#), [1 1/4"](#), [1 1/2"](#), [2"](#)

Product Valve Style [Poppet](#)

Product Working Pressure [Up to 5000](#)



[Read more](#)

FIRG SERIES

Product Body Size [1/4"](#), [3/8"](#), [1/2"](#), [5/8"](#), [3/4"](#), [1"](#), [1 1/4"](#), [1 1/2"](#), [2"](#)

Product Material [Carbon](#)

Product Port Options [BSP](#), [NPT](#)

Product Port Size [1/4"](#), [3/8"](#), [1/2"](#), [5/8"](#), [3/4"](#), [1"](#), [1 1/4"](#), [1 1/2"](#), [2"](#)

Product Valve Style [Flat Face](#)

Product Working Pressure [Up to 5000](#)



[Read more](#)

PPC Series

Product Body Size [1/4"](#), [3/8"](#), [1/2"](#), [5/8"](#), [3/4"](#)

Product Material [Carbon](#)

Product Port Options [NPT](#), [SAE](#)

Product Port Size [1/4"](#), [3/8"](#), [1/2"](#), [5/8"](#), [3/4"](#)

Product Valve Style [Flat Face](#)

Product Working Pressure [Up to 5000](#)